

Sewing Boutique News

Volume 16 Issue 3

September 2013

Dates to Remember

Fall Open House
Saturday,
September 14

Tooling Around with
Gina Hodges
Friday, September 27

Anniversary Sale
Friday and Saturday,
November 29 & 30

Serger Club **October**

Wed., Oct. 16 - 9:00
or 1:00
Thurs., Oct. 17 - 1:00
or 5:30
Fri., Oct. 18 - 9:00 or
5:30

Notes from Vera

Our local schools have been in session for a week now as I sit here it is a sure sign that fall is almost here. Those “back-to-school” jitters have long been forgotten by this retired teacher. However I got to relive them a bit this week as my favorite (and only) granddaughter started her first year of teaching.

We have many wonderful classes lined up for this fall’s schedule and poor Joyce has to do magic with only so many days as she pencils in all our classes and clubs. I know I want to do a “bed skirt” (dust ruffle) for one of my new quilts so I am going to have a one session class on that. We are finishing up the gorgeous Feathered Star from Hoop Sisters and have the Mystery Quilt in progress. My new Hoop Sisters project for later this fall is Cathedral Window which uses a different technique. My other quilt is simple enough that beginners will be comfortable but challenging enough for experienced quilters. Also, last week one of our good customers suggested I have another Foot class to go over some of the newer feet. I think that is an excellent idea as the specialty feet enable our great Viking sewing machines



to do even more as well as better and faster!

Joyce and I go to Florida for the Viking convention in September and will be bringing back loads of new ideas. Please sign up for our Toolin’ Around event to show all our new products on Friday, September 27.

Our Open House is Saturday, September 14 so please stop in and view our new class projects and remember you get 10% off class fees that day. I will be having a couple Hoop Sisters projects trunked in for our Open House. That way you can see what the Cathedral Window looks like and what I have in mind for a winter project.

JUST BEING ABLE to keep busy is a blessing so keep hugging those sewing machines. Vera

Husqvarna Viking Toolin’ Around Event Presented by Gina Hodges



Husqvarna Viking Sewing Specialist, Gina Hodges, will be at the Sewing Boutique in Hoopston on Friday, September 27 to present “Toolin’ Around”. You will be able to experience the new Viking Sewing Machines, feet and accessories introduced at the Viking Convention just the week before. You will get a close up front look at the newest addition to the sewing machine line, the Designer Diamond Royale. We are excited to see all it can do. You will be able to see any new hoops, feet and designs

that have been introduced at convention.

Gina will have a trunk full of inspirational samples to get us excited about using those new feet and accessories.

Session one will be 9:00—12:00
Session two will be 4:30 to 7:30 Come join us for an exciting session of new “tools”. Call us today. Your \$25 registration fee will secure your seat for the event.

KIDS SUMMER CLASSES

Level 1 Kids Sewing
Camp kids modeling shorts and pillows. L to r. Amelia Chase, Zoey Butzow, Linnaia Chase, Elizabeth Samet and Riley Maul.



Above we see Amelia Chase, Autumn Wells, and Linnaia Chase showing the outfit they made for their 18" dolls.

In the picture to the left is Kendell McCalla showing us the colorful lap quilt she made in class.

KEEP AMERICA SEWING CLUB

September

Wednesday, September 4 - 9:00

Thursday, September 5 - 1:00 or 5:30

Friday, September 6 - 9:00 or 1:00

October

Wednesday, October 2 - 9:00

Thursday, October 3 - 1:00 or 5:30

Friday, October 4 - 9:00 or 1:00

November

Wednesday, November 6 - 9:00

Thursday, November 7 - 1:00 or 5:30

Friday, November 8 - 9:00 or 1:00



The news is out!!
The **6D Premier** Software will be available after the **Husqvarna Viking Convention** September 16 - 19

SOFTWARE CLASSES

Create Fabulous Quick Fonts The Quickfont Wizard contains many options for stitch types in fonts, including Satin, Fill, Applique and more. You will be exploring how font sets change when you select different options. You will experiment with font variations based on size, density, stitch, style and more as you create ready-to-use system fonts for your **5D Embroidery Extra**. Class fee: \$14.00 Monday, September 9 2:00 or 5:30 Joyce

Get Organized Being organized is one of the greatest time savers ever. Use **5D Organizer** software to help you find, sort, delete and open designs so you are ready to create with exactly the design you need. **5D Organizer** is in **5D Embroidery Extra** and **5D Professional**. Class fee: \$14.00 Monday, October 7 1:00 or 5:30 Joyce

Embossing Patterns for 5D Stitch Editor Plus - You will learn how to create original embossing patterns in **5D Design Creator** and save them as a .4qb file (vector graphic). You can then load the .4qb file as a stamp in **5D Stitch Editor Plus** to create your own personalized embossing pattern. Class fee: \$14.00 Monday, November 4 1:00 or 5:30 Joyce

Back to School with 5D Card Shop In this class you will create a back-to-school embroidery with **5D Card Shop's** wizard and templates. You can embellish a back-to-school zipper bag or backpack and make your student outstanding in his or her class. Class fee: \$14.00 Tuesday, September 10 5:30 Joyce

EMBROIDERY CLUB

September

Monday, September 23—1:00

Tuesday, September 24 — 9:00 or 1:00

Wednesday, September 25 — 1:00 or 5:30

Thursday, September 26 - 9:00

November

Tuesday, November 19 - 1:00

Wednesday, November 20 - 9:00 or 1:00

Thursday, November 21 — 1:00 or 5:30

Friday, November 22 - 1:00

QUILT DESIGN CREATOR CLASSES

Charming Quilt Block Designs—Start a New Quilt Block in the **5D Quilt Design Creator's** systems New Design Wizard has many options for creating block designs to embellish and quilt at the same time. Create charming blocks, sized for your pieced top and styled for either Quilt-in-the-Hoop on an embroidery machine or long arm automation. In this lesson you will create an assortment of block shapes and styles you can use to create a 9 patch sampler quilt with 6" finished blocks. Class fee: \$14.00 Monday, November 18 5:30 Joyce

Custom Shaped Stippled Blocks— Would you like to create custom stippling to fit around an embroidery you used to embellish a quilt block? We will be using **5D Quilt Design Creator** to easily create a custom fit space in a stippled block. Class fee: \$14.00 Wednesday, September 11 5:30 Joyce

Classes for Fall

QUILT CLASSES

Cathedral Window (Hoop Sisters) This quilt can be any size you want from table runner to queen. Techniques differ from our other Hoop Sister projects. You may select your own fabrics and threads. Check out the sample from Hoop Sisters at our Open House. This can be done on the SE, Topaz, Ruby or Diamond. Class Fee: \$42.00 Thursday, Oct. 10 & 31 and November 14 9:00 or 5:30 Vera

Meadow Path Quilt—You will be using the Stonehenge Meadows coordinating fabrics in blue/aqua and browns colorway. It is a good quilt for beginners and one experienced quilters will just enjoy making. It is designed to be a large wall hanging, large throw or would fit a twin bed. Class fee: \$42.00 Tuesday, October 8, 22 & 29 1:00 or 5:30 Vera

Woodland Trees— This quilt is designed to be made with 2 1/2" strip packs. You will be using the Woodland Stone strips in various greens and browns for this quilt. Check this out at the Open House. Class fee: \$42.00 Tuesday, November 5, 12 & 26 1:00 or 5:30 Janet

Heartfelt Holiday Quilt— The Heartfelt Holiday quilt begins with the newest word panel from Timeless Treasures. It includes piecing and borders surrounding the individual sections of the panel in pretty Christmas prints. Your end product is a wonderful holiday quilt throw. Class fee: \$56.00 Wednesday, September 18, 25 at 9:00, October 2 at 1:00 and October 9 at 9:00 Barb

Colorful Lap Quilt with Name We did this colorful lap quilt with our kids this summer and had such fun we decided to offer it to the adults as well. It would be a fun quilt to make for a special grandchild. This quilt is made with strips of two coordinating fabrics alternating down the length of the quilt. The top row is 11" wide and will accommodate the 5" letters to spell out a name. The finished quilt measures 42" x 65". You will need to pick out your fabric ahead of time. Class fee: \$28.00 Thursday, September 19 9:00 Janet

Lasagna Quilt You will be using a package of 2 1/2" strips to put together this quilt in less than a day. It is indeed the fastest quilt you will ever make. When the strips are all sewn together, you will learn how to add borders of your choosing to make this quilt the perfect size for you. Class fee: \$28.00 Thursday, October 24 9:00 Janet

MISCELLANEOUS

Twister Illusions Throw You can easily create this fun quilt with the Li'l Twister or Twister Tool. Combine squares of fabric in shades of your favorite colors that are set off so nicely with a black background. You will use the Li'l Twister tool for the throw or the Twister

Tool for a queen size. Class fee: \$28.00 Wednesday, October 30 and November 13 9:00 Barb

Foot Friends—You will learn how the right foot can make the task even easier. We will do a sample with each foot for you to keep in a notebook complete with your machine settings. This will also include any new feet introduced at Convention. There will be a nominal fee for supplies. Class fee: \$14.00 Tuesday, October 15 1:00 or 5:30 Vera

Clothes for the 18" Doll There has been some renewed interest in making clothes for the 18" doll so all you moms and grandmas and anyone who likes to make doll clothes, come join us and make some outfits for the doll of your favorite little girl. Class fee: \$14.00 Monday, September 30, October 21 and November 18 1:00 Joyce

Bed Skirt (Dust Ruffle) You are no longer limited to white or off-white for all your quilts as you learn how simple it is to make a bed skirt to coordinate with your beautiful new quilts. So all you feathered Star, Northern star, Stitcher's garden and Batik Leaf quilters, let's make your quilt look even better. Class fee: \$14.00 Tuesday, October 1 1:00 or 5:30 Vera

KIDS CLASSES

Duffle Bag—It is time to make a fun duffle bag for those sleepovers you like to go to. You will need to choose a colorful print and coordinating webbing for the handles. It will have a zipper closure on top. Kit fee: \$30.00 Class fee: \$14.00 Monday, October 14 (Columbus Day) 8:30—12:00 or 1:30—5:00 Joyce

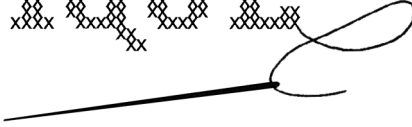
Hooded Poncho A poncho made out of polarfleece or velour is light weight but nice and warm. This poncho also has a hood to help keep your head and ears warm. You will need approximately 2 yards of fabric so depending on your size and the fabric you choose, your cost may be between \$20.00 & \$30.00. Class fee: \$14.00 Friday, December 27 or Thursday, January 2 8:30 - 12:00 or 1:30 - 5:00 Joyce

Project Days—Need to finish up some projects or do some classes you missed? Joyce has set aside four days for this. Friday, September 13 at 9:00, Friday, October 11 at 9:00, Friday, November 15 at 9:00 and Thursday, December 5 at 9:00 Joyce

Finish It Days—These are classes to finish up projects from Vera's classes. There are three days set aside for this. Tuesday, September 10 at 9:00, Wednesday, October 23 at 9:00 and Wednesday, November 6 at 1:00 Vera

*Now is the time to Pre buy the new
Designer Diamond Royale
Call us today 217 283 7125*

THE SEWING BOUTIQUE



PRESORT STANDARD
US Postage Paid
Hoopeston, IL 60942
Permit No. 22

222 East Main Street Hoopeston, IL 60942

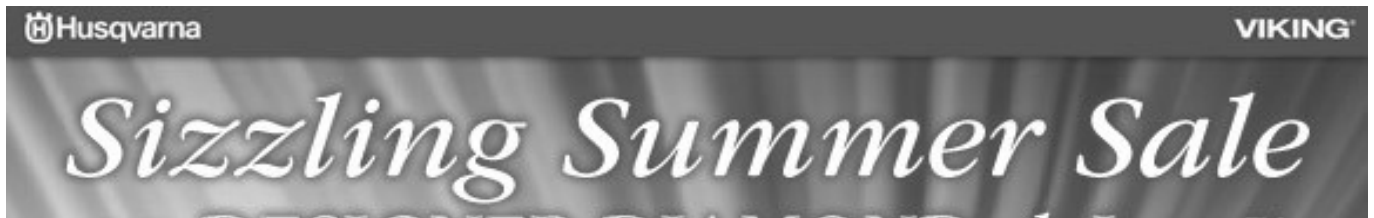
Return Service Requested.

Phone: 217-283 7125

Fax: 217-283 5580

Email: vkeller5@frontier.com
jbauer6@localline2.com

www.sewingboutique.net




Our Sizzling Summer Sale Continues

Check out our Emerald 183 and Emerald 203 for a good price on a beginner level sewing machine.

Emerald 183 MSRP \$899 / Close out price \$500

Emerald 203 MSRP \$1199 / Close out price \$699



***Mega Quilter 18 x 8/Imperial frame/QuiltSew
Clever Store Model Combo***

MSRP \$14,898 / Close out price \$8500